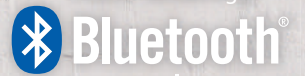


ENTERPRISE

26MMS9826

183.2W x 51.0D x 76.0H (CM)

Bluetooth®
Audio Streaming



Bell's
simply...beautiful®

Scan the
code to visit
AV Supply Group
on the web



ClassicFlame®
DECORATIVE ELECTRIC FIREPLACES
A TWIN-STAR INTERNATIONAL BRAND
www.classicflame.com

ENTERPRISE

26MMS9826

Integrated Sound Bar


Bluetooth®
Audio Streaming



Concealed Storage



Integrated Sound Bar
Premium sound bar provides high quality audio



Bluetooth® Audio Streaming
Stream audio from any Bluetooth® enabled device directly to the sound bar



A/V Hookups
A/V hookups on back allow media components to be run directly through the unit



Storage Cabinets
Two side cabinets are perfect for creating custom storage options



Adjustable Shelving
High quality shelves can be readjusted or removed completely for added space



Integrated Wire Management
Pass-through holes for easy wire management and ventilation



Easy Assembly
Easy to assemble with just a Phillips head screwdriver

AVAILABLE FINISHES



High Gloss Black



High Gloss White

AVAILABLE INSERTS



26" Firebox
Standard heat with a traditional or contemporary fireplace & straight glass front

Spectrafire 
 CUSTOMIZABLE FLAME EFFECT

CHOOSE FROM 5 DISTINCT FLAME COLORS

CUSTOMIZABLE FLAME EFFECT
 SCAN THIS CODE TO SEE OUR REALISTIC FLAME GO
 FROM A GENTLE FLICKERING FLAME TO A ROARING
 FIRE WITH THE TOUCH OF A BUTTON



Backlit LED display shows thermostat settings and icons show the status of other insert functions.



5 flame speed settings allow you to adjust from a fast roaring fire down to a gentle flickering flame.



5 adjustable brightness settings allow the user to pick the perfect brightness for their environment and ambiance.



Campfire

Midnight Fire

Spectrafire®

Sapphire

Amethyst

Quality Furniture for Every Season














SPECTRAFIRE PLUS INSERTS



26"



26EFU31GRA

-  • Spectrafire Plus Customizable Flame effect: 5 flame effects, 5 flame speeds, 5 brightness settings
-  • Warms up to 400 square feet
-  • Safer Plug Fire Prevention Technology™
-  • Traditional log set and ember bed (Available in all sizes) ± Contemporary translucent fire glass ember bed (26")
-  ± Tempered glass front display (23", 26")
± Curved, tempered glass front display (25")
-  • Digital thermostat automatically regulates room temperature
-  • Plugs into any standard 240V outlet
-  • Remote control (2 Duracell® AAA batteries included)
-  • 1,400 watts, 4,600 BTU's per hour heater operates for just pennies an hour
-  • Estimated 100,000 hour LED lifespan
-  • 9-hour auto shut-off timer
-  • No hookups required, vent-free
-  • 1 year limited warranty

• STANDARD FEATURE AVAILABLE IN ALL SIZES
 ± OPTIONAL ALTERNATIVE TO STANDARD FEATURE

www.classicflame.com

Why Buy Electric



NO FIREWOOD NEEDED

That means no more chopping and storing wood, worrying about having enough supply to last through winter, or spending hard earned money to purchase more.

So leave the logging to lumberjacks and cozy up next to a ClassicFlame™ electric fireplace this season.

ZONE HEATING SAVES

Zone heating is easy with ClassicFlame. Warm only the room you're in and cut energy bills by about 10% by turning down the thermostat 10-15°.

Gas and wood burning fireplaces actually work opposite of zone heating, creating a draft effect when lit that pulls heat out of the home.

Source: Energy Information Administration and Alliance to Save Energy



EFFICIENCY

The LED bulbs used to create our realistic flame effects have a normal lifespan up to 100,000 hours and consume far less energy than regular incandescent bulbs.

LED bulbs contain no mercury, thereby helping to reduce greenhouse gas emissions. Producing approximately 90% less heat than an incandescent bulb, the LED bulb stays cool to the touch.

SAFER THAN EVER

No exposed flames, dangerous pilot lights or flammable gas; and the front glass panel stays cool to the touch.

And now with Safer Plug Fire Prevention Technology™ built into every ClassicFlame fireplace, our products have the safest plugs available.

Safer Plug monitors the temperature in the plug to prevent unsafe conditions.

Visit www.SaferPlug.com for more info



AIR QUALITY

No soot or ash is produced by any of our fireplaces; just warm, fresh air.

Allergy and asthma sufferers can warm the air they breathe without worrying about producing hazardous pollutants and irritants.

EASE OF USE

Our electric fireplaces require no venting or gas lines and feature easy to use controls.

Just plug into any standard 120V, 3-prong outlet and enjoy out-of-the-box heat with simple assembly.

STYLE & AMBIANCE

From the fine furniture grade finishes on our hardwood constructed mantels, to the realistic flame effect of our electric fireplace inserts; style is in every step we take.

